



ePM

Patient Monitor

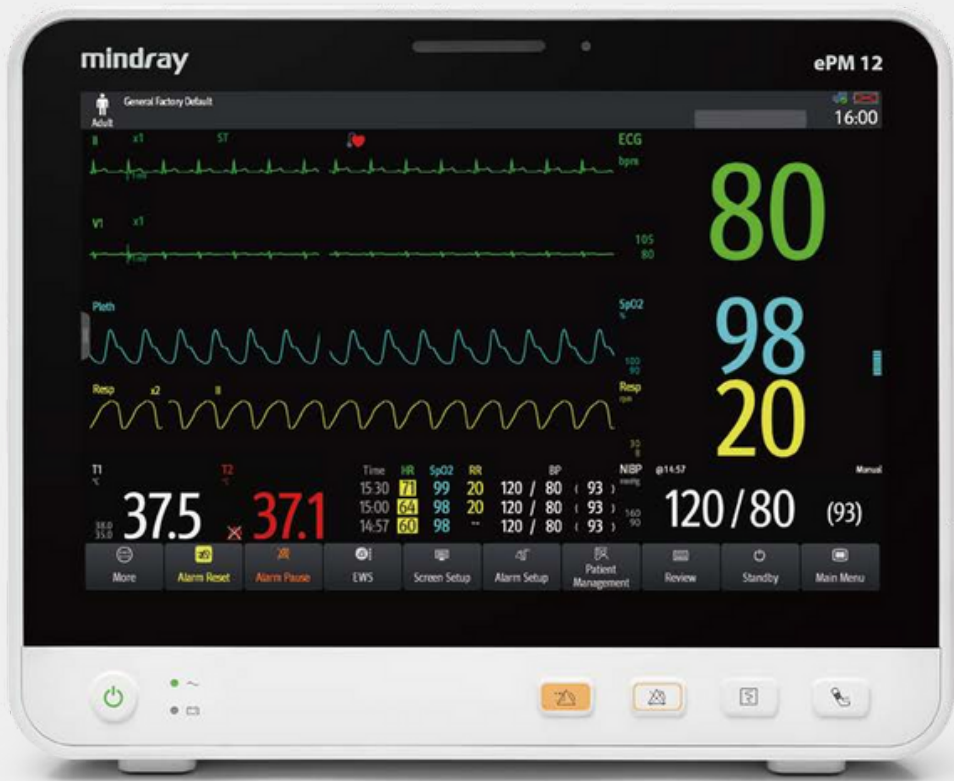
WWW.MINDRAYUK.COM

mindray

Making Mid-Acuity Monitoring Simpler

Inspired by the needs of customers in the mid-acuity setting, the ePM has been designed to meet the growing needs of caregivers, to enhance the efficiency and safety of the care they provide.

ePM monitors provide accurate, validated parameters, thoughtful workflows and comprehensive connectivity options for demanding hospital settings, such as emergency departments, stroke units and step down wards - to name a few.



Thoughtful Design



Multi-touch capacitive screen supports gestures operations



Wide viewing angle makes display more visible



1280x800 pixel provides HD visual experience



Auto brightness reduces light interference at night



Fanless design reduces the risk of cross-contamination



Built with durable and robust materials validated for cleaning with 49 leading disinfectants

Enhancing Infection Prevention

- Compatible with leading UK cleaning agents
- Streamlined design makes cleaning easier
- Screen lock for safe cleaning during monitoring

Flexible Mounting Solutions

- A wide range of mounting solutions designed for various clinical settings
- The release mechanism allows for quick removal from the wall mount or rolling stand for transport



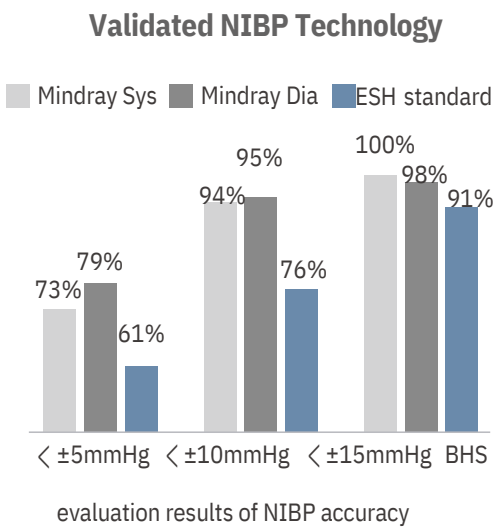
Accurate, Reliable, Intelligent Parameters

Integrated Platinum™ MPM parameters include, 3/5/12-lead ECG, respiration, SpO₂, temperature and NIBP.

- Multi-lead ECG algorithm with ST & QT analysis
- Low perfusion SpO₂ algorithm
- Fast, accurate and motion tolerant NIBP algorithm, validated by the British Hypertension Society (BHS)


Wide measurement range and interference resistant performance ensures excellent parameter accuracy and reliability.

The ePM also provides advanced parameter options: 2-ch invasive blood pressure, EtCO₂ and cardiac output measurements, making it suitable for a wide range of clinical settings.



Simplicity at Your Fingertips

- Operate with gestures, just like a tablet PC
- Access to the most common functions in two steps or less
- Quickly identify disconnected sensors with the innovative AlarmSight technology



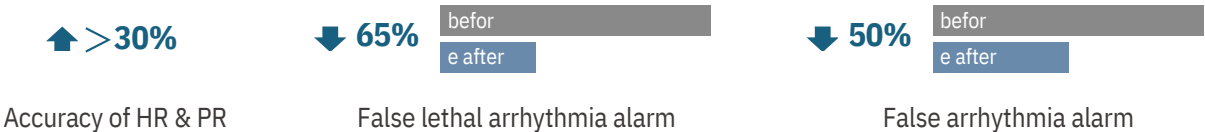
Intuitive Touchscreen

Based on clinical insight, the ePM has optimised workflows to support caregivers at the bedside, swiping the touchscreen to switch between commonly used functions and interfaces, enabling clinical tasks to be completed quickly and accurately.

Reduce False Alarms with CrozFusion™

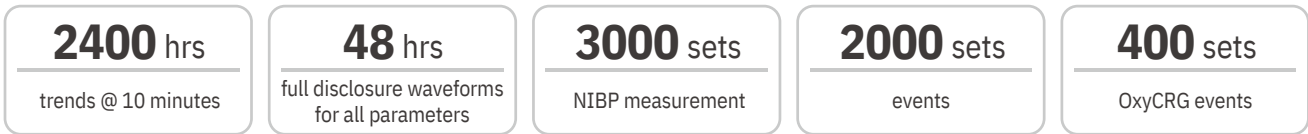


Innovative multi-parameter alarm analysis can reduce false arrhythmia alarms and help to alleviate alarm fatigue.

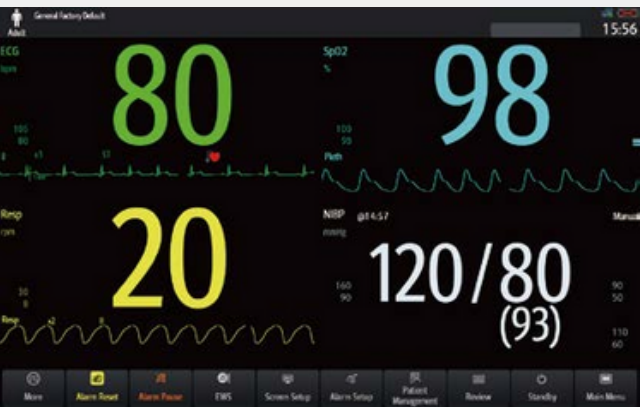


*The results are based on an evaluation by the Mindray multi-parameter fusion database.

Extensive Data Storage at the Bedside



* This is the maximum storage capacity of ePM devices with 16GB storage.



View from a distance
Intuitive big numerics



View at bedside
Highlights abnormal readings



Ward rounds or nurses hand over
Quickly review the patient status changes



Review and analyze
24hrs waveform review and critical alarms

Safety Enhancing Tools

Clinical Assistive Applications (CAA)

The ePM provides efficient Clinical Assistive Applications (CAA) to help support safe and efficient decision making in mid-acuity and general ward areas.



ST Graphic™



Glasgow Coma Scale



24 hours ECG summary

Early Warning Scoring (EWS)

Mindray ePM monitors provide a point-of-care EWS calculator to help clinicians track and document signs of patient deterioration, aiding faster and more informed patient care decisions.

- Compliant with the National Early Warning Score (NEWS), National Early Warning Score 2 (NEWS2) and Modified Early Warning Score (MEWS) protocols
- Alternatively, create custom protocols to suit your hospital requirements
- Intuitive layout and trends review helps caregivers visualise data quicker
- Automate EWS calculations quickly at the bedside
- Display customised escalation instructions on-screen to aid caregivers in making rapid care decisions
- Integration to the Electronic Medical Record (EMR) for fast, accurate electronic vitals and early warning score documentation



The Early Warning Score tool

Supporting Safety in Neonates

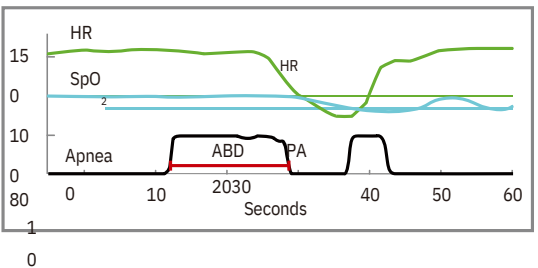
SpO Screen

- Intuitive SpO₂ target management dashboard helps to reduce risk of excessive oxygenation
- 24 hours of SpO statistics helps caregivers to evaluate the treatment effects



OxyCRG

- Effectively identify apnea of prematurity as ABD event
- Detailed and complete records of events help caregivers quickly identify the cause



Comprehensive Connectivity Solutions

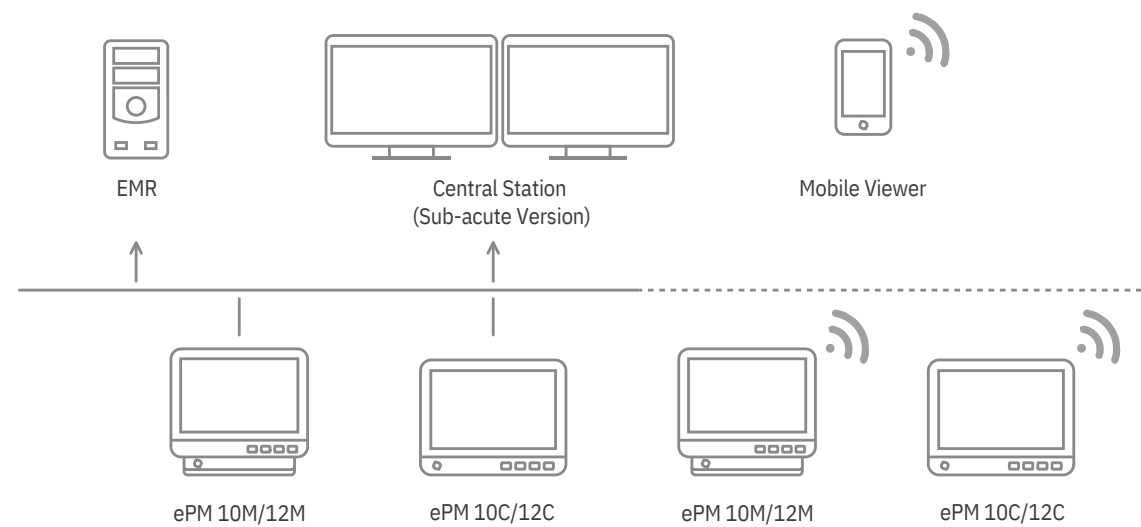
The ePM helps enhance clinical work flow and efficiency with its flexible yet reliable connectivity capabilities.

Mindray ePM devices can connect to the Central Monitoring Station (CMS) and eGateway through both wired and wireless networks, as well as interfacing with third-party electronic medical records (EMR) via HL7 output directly.

- The 'View Other Patient' function allows caregivers to see, in real-time, up to 12 other beds on a single ePM screen. This seamless information exchange between bedside monitors can help caregivers view all of their patients at once, without the need for a CMS.
- With the ePM 'Caregroups' function caregivers can quickly find and review their assigned patients or ward when connected to the CMS.

Data from ePM devices can be easily connected to the CMS and Mobile Viewer, giving clinicians access to their patient data anytime and anywhere in the hospital.

- The CMS Early Warning Scores (EWS) dashboard provides an intuitive display of patient status, with dynamic updates pushed to the Mobile Viewer, alerting caregivers to changes in patient conditions and potential risk of deterioration.



**Mallusk Way, Newtownabbey
Belfast, BT36 4AA
T- 02890 343927 (NI) / 01 5314337 (ROI)
www.norsomedical.com**

