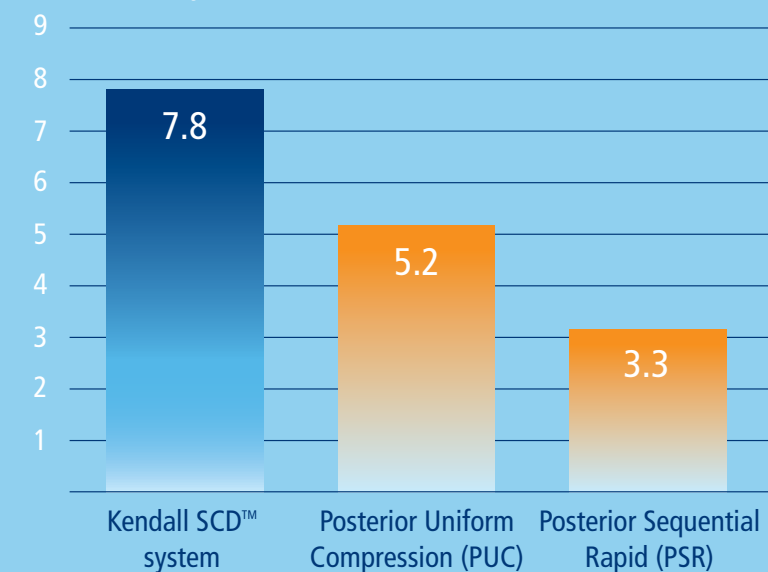


Vascular Refill Detection

The Kendall SCD™ system is incorporated with Vascular Refill Detection (VRD), a proprietary technology that customises compression for each patient, moving more blood over time.¹

Volume of Blood Moved (L/Hr)

Griffin Study²



The Kendall SCD™ system measures the time it takes for a patient's veins to refill with blood after being compressed.

The frequency of compression cycles is based on the patient's venous refill time (20 to 60 seconds), which is re-calculated automatically every 30 minutes.

Kendall SCD™ Sequential Compression System

Kendall SCD™ Comfort System

Kendall SCD™ Comfort Sleeve

Item Code	Description/Size	Quantity/Case
74021	Knee Length Small	5 pairs
74022	Knee Length Medium	5 pairs
74023	Knee Length Large	5 pairs
74010	Thigh Length X-Small	5 pairs
74011	Thigh Length Small	5 pairs
74012	Thigh Length Medium	5 pairs
74013	Thigh Length Large	3 pairs

Kendall SCD™ Comfort Tear-Away Sleeves

Item Code	Description/Size	Quantity/Case
74041	Thigh Length Small	5 pairs
74042	Thigh Length Medium	5 pairs
74043	Thigh Length Large	3 pairs

Kendall SCD™ Express System

Kendall SCD™ Express Sleeves

Item Code	Description/Size	Quantity/Case
73022	Knee Length Medium	5 pairs
73023	Knee Length Large	5 pairs
9790	Knee Length X-Large	5 pairs
73011	Thigh Length Small	5 pairs
73012	Thigh Length Medium	5 pairs
73013	Thigh Length Large	3 pairs

Kendall SCD™ Express Tear-Away Sleeves

Item Code	Description/Size	Quantity/Case
73041	Thigh Length Small	5 pairs
73042	Thigh Length Medium	5 pairs
73043	Thigh Length Large	3 pairs

Kendall SCD™ Express Sterile Sleeve

Item Code	Size	Quantity/Case
9736	Medium	5 singles

Kendall SCD™ Express Foot Cuff

Item Code	Size	Quantity/Case
73032	Regular	10 singles
73033	Large	10 singles

Kendall SCD™ System

Kendall SCD™ Controller & Tubing

Item Code	Description	Quantity/Case
952515	SCD Express Controller - UK	1
295251	SCD 700 Series Controller - UK	1
9528	SCD Tubing Set	1

Kendall SCD™

Sequential Compression System with Vascular Refill Detection



Clinical Evidence

A 2007 study compared the haemodynamic performances of three different IPC devices:²

- Kendall SCD™ system
- Uniform, posterior system with fixed compression cycle (PUC)
- Posterior, sequential, rapid inflation device with fixed compression cycle (PSR)

The results confirmed that the Kendall SCD™ system:

- Moved more blood per hour;
- Increased the volume of blood per compression cycle;
- Achieved more compression cycles over time.

COVIDIEN, COVIDIEN with logo and Covidien logo are U.S. and internationally registered trademarks of Covidien AG. Other brands are trademarks of a Covidien company. ©2013 Covidien. MCVT_10_2013_EPI3VS_0013 EU

Clinical References:

1. Kakkos S et al. Comparison of two intermittent pneumatic compression systems: a haemodynamic study. *Int Angiology* 2005 Dec; 24(4):330-5. 2. Griffin M et al. Comparison of three intermittent pneumatic compression systems in patients with varicose veins: a haemodynamic study. *Int Angiol* 2007 Jun; 26:158-64. 3. Lacut K et al. Prevention of venous thrombosis in patients with acute intracerebral haemorrhage. *Neurology* 2005 Sep 27; 65(18):365-9. 4. Ramos R et al. The efficacy of pneumatic compression stockings in the prevention of pulmonary embolism after cardiac surgery. *CHEST* 1996 Jan; 109:82-5. 5. Dennis MS, et al. Effectiveness of intermittent pneumatic compression in reduction of risk of deep vein thrombosis in patients who have had a stroke (CLOTS 3): a multicentre randomised controlled trial. *The Lancet*. Published online: 31 May 2013. 6. Jacobs D et al. Haemodynamic and fibrinolytic consequences of intermittent pneumatic compression: preliminary results. *J Trauma* May 1996; 40(5):710-7. 7. Mittelman I et al. Effectiveness of leg compression in preventing venous stasis. *Amer J Surg* 1982; 144:611-3. 8. Nicolaidis A et al. Intermittent sequential pneumatic compression of the legs in the prevention of venous stasis and postoperative deep venous thrombosis. *SURGERY* 1980; 87:69-76. 9. Abu-Ovm A et al. Assessment of intermittent pneumatic compression by strain-gauge plethysmography. *PHLEBOLOGY* 1993; 8:68-71. 10. Janssen H et al. Haemodynamic alterations in venous blood flow produced by external pneumatic compression. *J Cardiovasc Surg* 1993; 34:441-7. 11. Kakkos S et al. Combined intermittent pneumatic leg compression and pharmacological prophylaxis for prevention of venous thromboembolism in high-risk patients. *Cochrane Database Syst Rev* 2008 Oct 8;(4):CD005258.

Covidien (UK)
Commercial Ltd.

4500 Parkway
Whiteley
Fareham
Hampshire
PO15 7NY
United Kingdom

+44 (0)1329 224 000 [t]
+44 (0)1329 224 3344 [f]

www.covidien.com



Your Partner in VTE Prevention

Designed for optimal patient outcomes



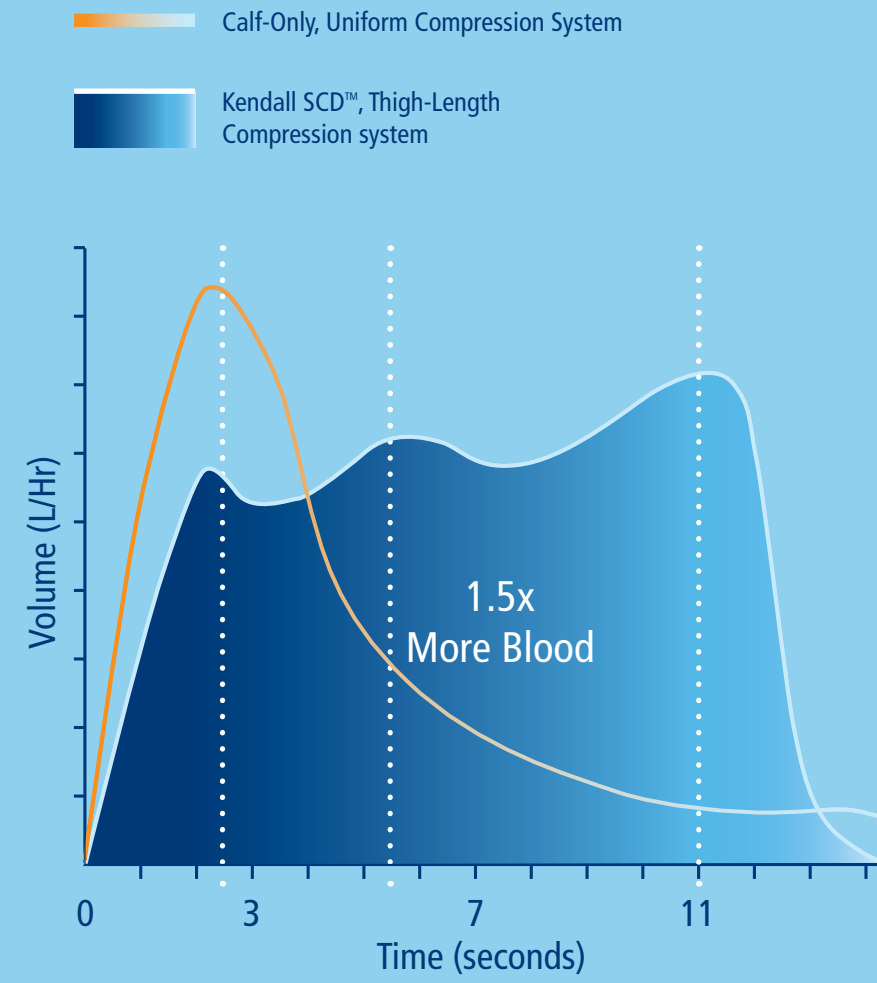
The Kendall SCD™ system is clinically proven to reduce the risk of both Deep Vein Thrombosis³ (DVT) and Pulmonary Embolism⁴ (PE), and to improve survival in stroke patients.⁵

Circumferential Compression

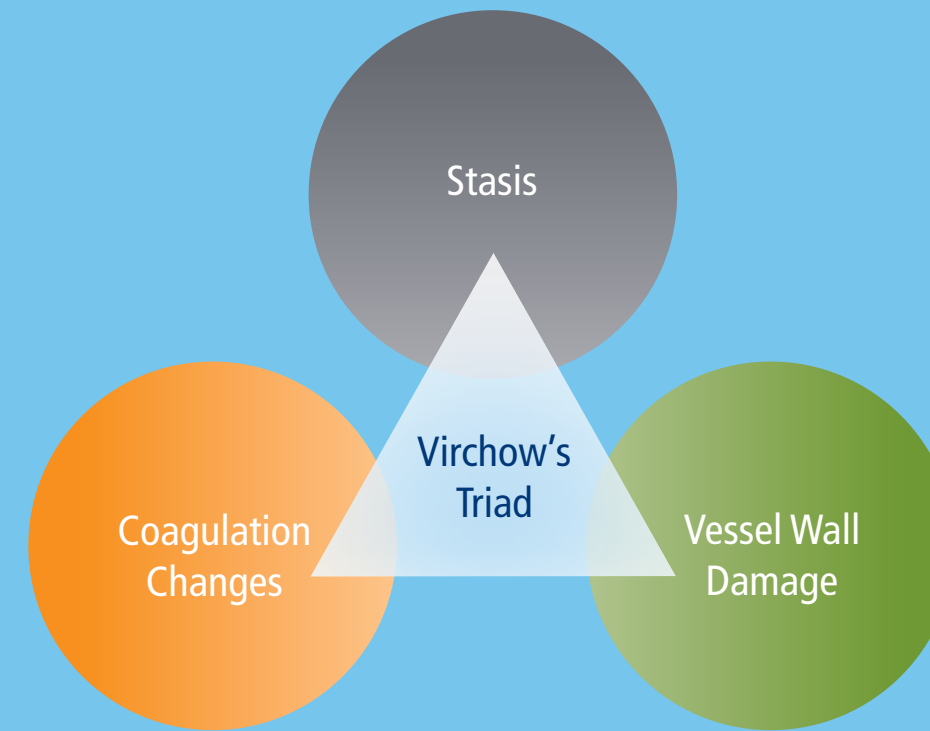
- Increases fibrinolytic activity⁶
- Rapidly empties the femoral veins⁷
- Fully collapses valve cusps, where fatal clots can form⁸

Sequential & Gradient Compression

- Maximises femoral blood flow velocity⁸
- Promotes unidirectional blood flow¹
- Reduces the risk of distal blood trapping⁹



The Kendall SCD™ system provides sustained blood flow velocity, moving more blood over time.¹⁰



The Kendall SCD™ system is effective in reducing the risk of DVT and PE by addressing two of three factors of Virchow's Triad:⁵

- **Stasis** by increasing blood flow
- **Coagulation Changes** by stimulating fibrinolytic activity

Combining Intermittent Pneumatic Compression (IPC) with anticoagulants has been shown to optimise patient outcomes.¹¹

- Anticoagulants Alone = 4.21% Overall DVT Rate
- IPC + Anticoagulants = 0.65% Overall DVT Rate

The efficacy of the Kendall SCD™ system is supported by nearly 100 clinical trials, covering almost all surgical specialties.

Stroke

Neurosurgery

Trauma

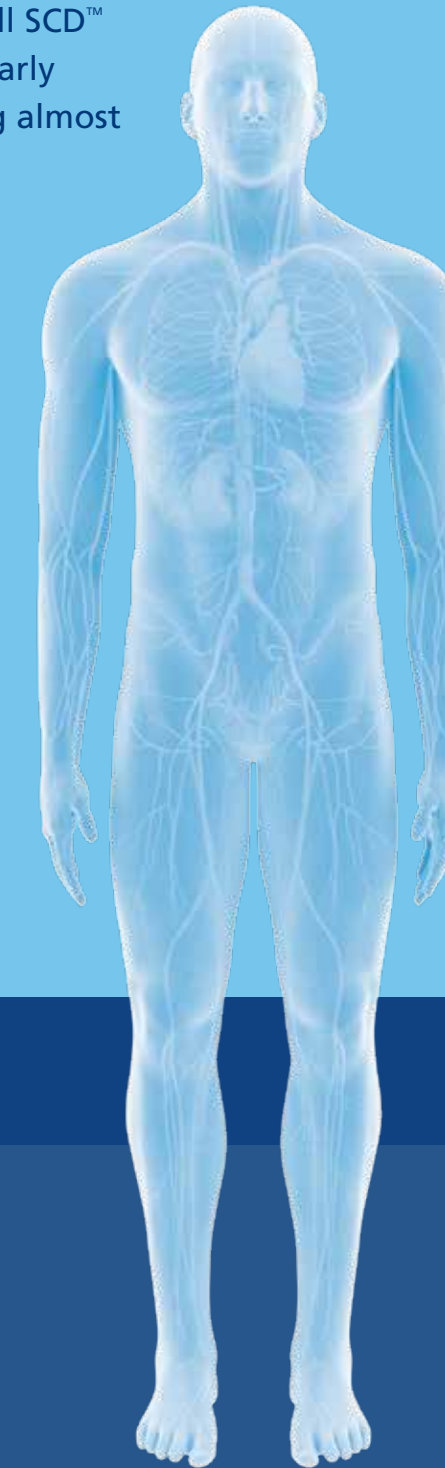
Cardiac

Spinal

Urological

Abdominal

Orthopaedics



Kendall SCD™ 700 Series Controller with Vascular Refill Detection

Animated Error Code Resolution

Adjustable Bed Hook

Battery for Improved Portability



The Kendall SCD™ 700 Series Controller is a compact, lightweight, easy-to-use, all-in-one controller designed to improve functionality and maximise convenience.

Graphic User Interface

Vascular Refill Detection

IPX3 Rating